

1995 - 1996 Corvette: Service Bulletin: Transmission Fluid Leak From Pump Body

Subject: Transmission Fluid Leak From Pump Body (Replace Bushing)

Model and Year:

1995-96 BUICK ROADMASTER
1995-96 CADILLAC FLEETWOOD
1995-96 CHEVROLET CAPRICE, CAMARO, CORVETTE
1995-96 PONTIAC FIREBIRD
1995-96 CHEVROLET AND GMC TRUCK C/K, M/L, S/T, G MODELS
1996 OLDSMOBILE BRAVADA
1995-96 HOLDEN COMMODORE WITH HYDRA-MATIC 4L60-E
TRANSMISSION (RPO M30)

Source: Chevrolet Dealer Service Bulletin

Bulletin Number: 57-71-26B

REVISION: 02/06/97

THIS BULLETIN IS BEING REVISED TO CHANGE THE LABOR OPERATION CODE. PLEASE DISCARD CORPORATE BULLETIN NUMBER 57-71-26 (SECTION 7 -- TRANSMISSION).

----- REVISION: 04/02/97

THIS BULLETIN IS BEING REVISED TO REMOVE THE WARRANTY STATEMENT UNDER CORRECTION TO GMC DEALERS. PLEASE DISCARD CORPORATE BULLETIN NUMBER 57-71-26A (SECTION 7 -- TRANSMISSION).

CONDITION:

(FIGURE 1) SOME OWNERS MAY EXPERIENCE A PUMP FLUID LEAK. STARTING SEPTEMBER 11, 1995 (JULIAN DATE 254) ALL UNITS ARE BUILT USING A REVISED DESIGN BODY BUSHING.

CAUSE:

THE PUMP BUSHING IS SPINNING OR WALKING OUT OF THE BODY.

CORRECTION:

REPLACE THE PUMP BODY BUSHING USING KENT-MOORE TOOL J41778.

REMOVAL AND REPLACEMENT PROCEDURE (FIGURES 2-5)

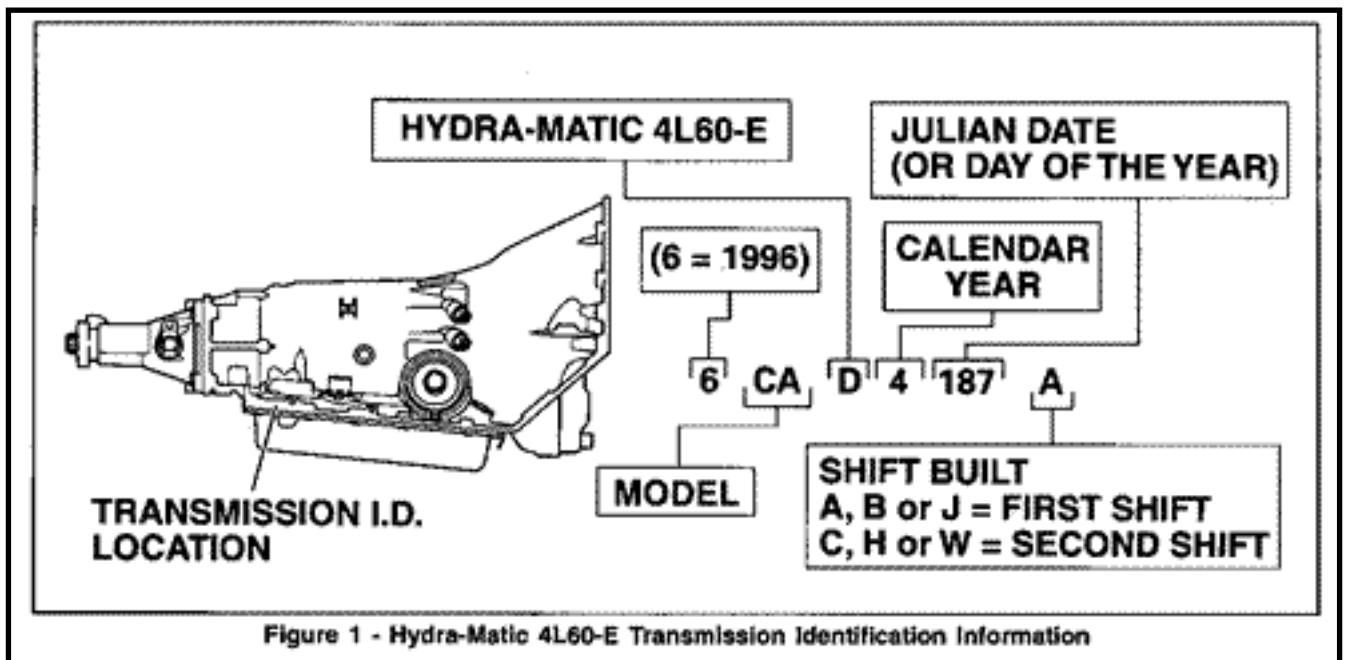
1. REMOVE THE FRONT HELIX RETAINER (244). 2. REMOVE THE OIL SEAL ASSEMBLY (243). 3. REMOVE THE PUMP BODY BUSHING (242) USING TOOL J41778-1. 4. INSTALL NEW BUSHING USING J41778-2 AS A POSITIVE STOP AND AN ARBOR PRESS WITH J41778-1.

REFER TO YOUR SERVICE MANUAL FOR PROPER PUMP ASSEMBLY REMOVAL AND REPLACEMENT PROCEDURES.

SERVICE PARTS INFORMATION

PART # DESCRIPTION * 24206030 BUSHING-PUMP BODY

* THIS PART WILL SERVICE ALL 4L60 AND 4L60-E APPLICATIONS FROM 1982-1996.



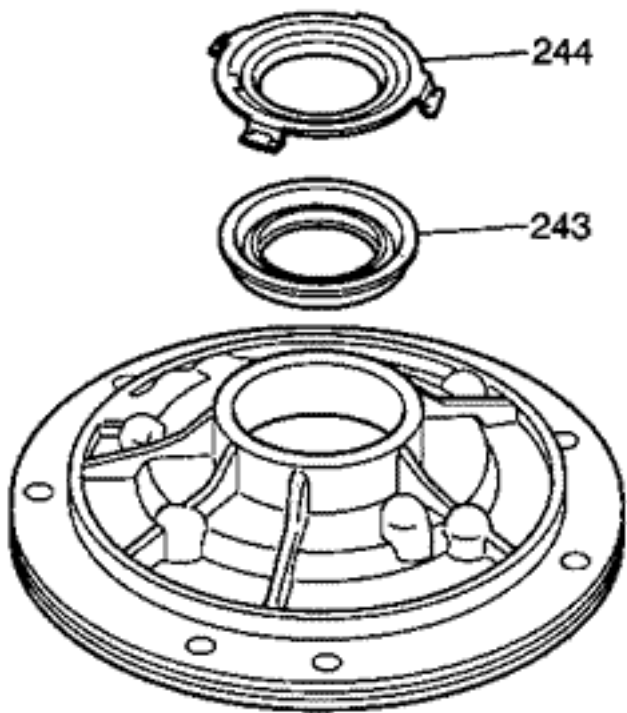


Figure 2 - Remove Front Helix Retainer

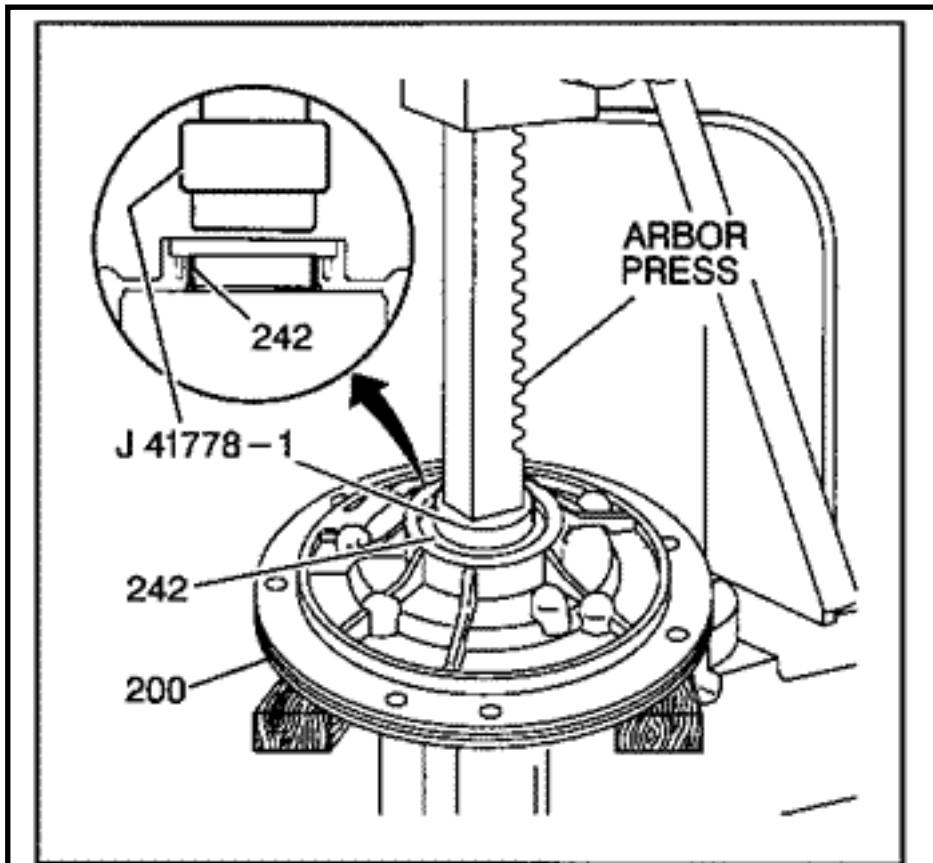


Figure 3 - Remove Pump Body Bushing

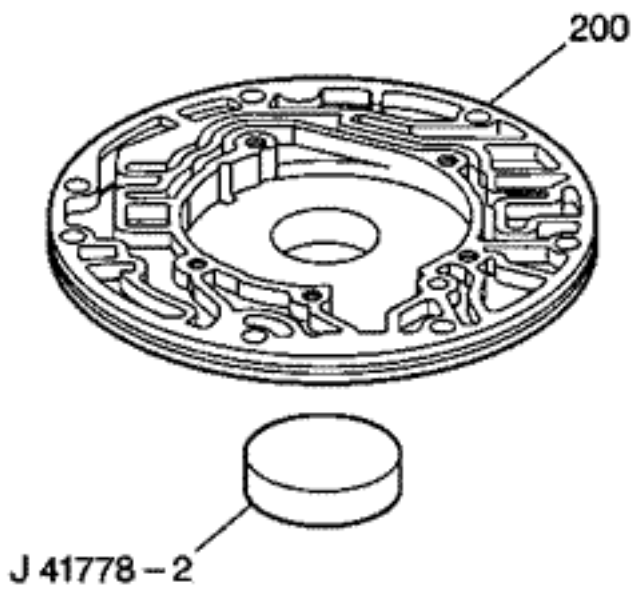


Figure 4 - Placement of J 41778-2

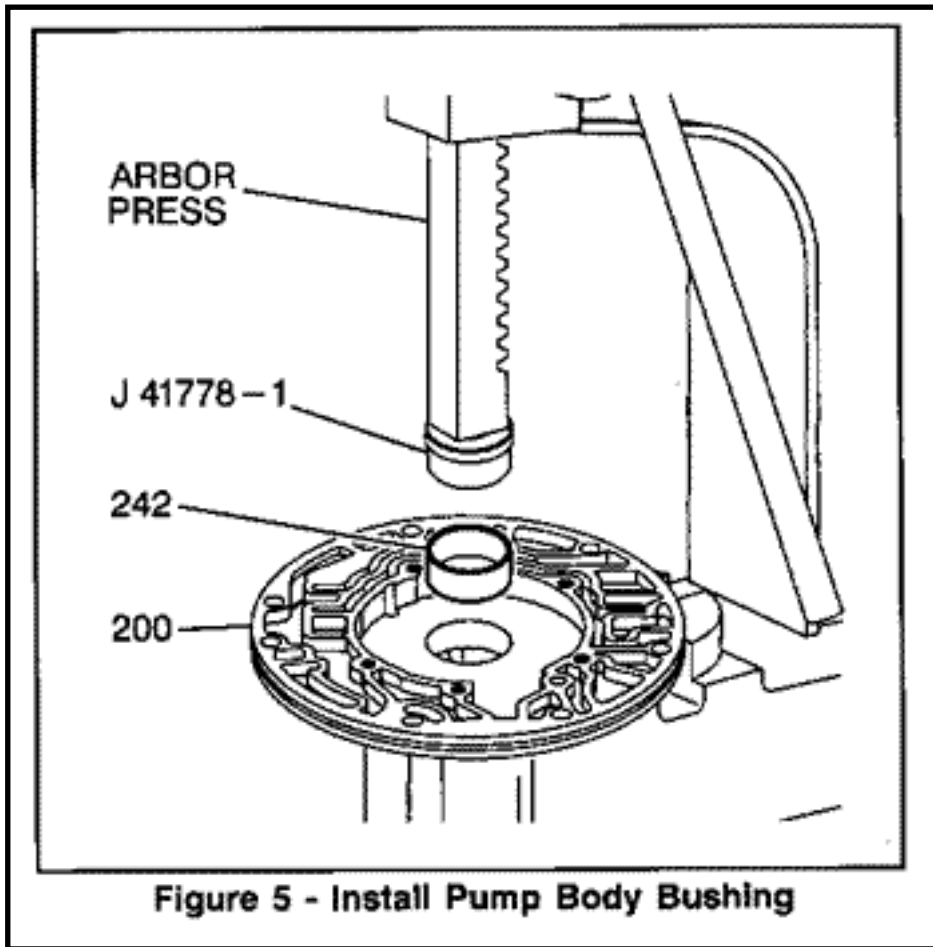


Figure 5 - Install Pump Body Bushing

General Motors bulletins are intended for use by professional technicians, not a "do-it-yourselfer". They are written to inform those technicians of conditions that may occur on some vehicles, or to provide information that could assist in the proper service of a vehicle. Properly trained technicians have the equipment, tools, safety instructions and know-how to do a job properly and safely. If a condition is described, do not assume that the bulletin applies to your vehicle, or that your vehicle will have that condition. See a General Motors dealer servicing your brand of General Motors vehicle for information on whether your vehicle may benefit from the information.

Online URL:

<https://www.corvetteactioncenter.com/tech/knowledgebase/article/1995-1996-corvette-service-bulletin-transmission-fluid-leak-from-pump-body-593.html>