

1988 - 1989 Corvette: Recall: Evaporative Emission Hoses

Subject: CAMPAIGN: EVAPORATIVE EMISSION HOSES

Model and Year: 1988-89 CHEVROLET CORVETTE

Source: Chevrolet Service Bulletin

Bulletin Number: 89C25 - (08/23/1993)

To: All Chevrolet Dealers

General Motors has determined that certain 1988-89 Chevrolet Corvette model vehicles may experience a condition in which two (2) suspect evaporative emission hoses may deteriorate, crack and leak.

To return these vehicles to their "as certified" state, dealers are to replace the two (2) suspect evaporative emission hoses with improved evaporative emission hoses which will be secured with hose clamps.

VEHICLES INVOLVED

Involved are certain 1988-89 Chevrolet Corvette model vehicles built within the following VIN breakpoints:

PLANT YEAR MODEL PLANT CODE FROM THROUGH

1988 Y-Car Bowling Green "5" J5100001 J5122789

1989 Y-Car Bowling Green "5" K5100001 K5126328

1989 Y-Car (ZR1) Bowling Green "5" K5800001 K5800084

Involved vehicles have been identified by Vehicle Identification Number Computer Listings. Computer listings contain the complete Vehicle Identification Number, owner name and address data, and are furnished to involved dealers with the campaign bulletin. Owner name and address data furnished will enable dealers to follow-up with owners involved in this campaign.

These listings may contain owner names and addresses obtained from State Motor Vehicle Registration Records. The use of such motor vehicle registration data for any other purpose is a violation of law in several states. Accordingly, you are urged to limit the use of this listing to the follow-up necessary to complete this campaign. Any dealer not receiving a computer listing with the campaign bulletin has no involved vehicles currently assigned.

OWNER NOTIFICATION

Owners will be notified of this campaign on their vehicles by Chevrolet Motor Division (see copy of owner letter included with this bulletin).

DEALER CAMPAIGN RESPONSIBILITY

All unsold new vehicles in dealers' possession and subject to this campaign must be held and inspected/repaired per the service procedure of this campaign bulletin before owners take possession of these vehicles.

Dealers are to service all vehicles subject to this campaign at no charge to owners, regardless of mileage, age of vehicle, or ownership, from this time forward.

Owners of vehicles recently sold from your new vehicle inventory with no owner information indicated on the dealer listing, are to be contacted by the dealer, and arrangements made to make the required correction according to the instructions contained in this bulletin. This could be done by mailing to such owners a copy of the owners letter accompanying this bulletin. Campaign

follow-up cards should not be used for this purpose, since the owner may not as yet have received the notification letter.

In summary, whenever a vehicle subject to this campaign enters your vehicle inventory, or is in your dealership for service in the future, please take the steps necessary to be sure the campaign correction has been made before selling or releasing the vehicle.

PARTS INFORMATION

Parts required to complete this campaign are to be obtained from General Motors Service Parts Operations (GMSPO). To ensure these parts will be obtained as soon as possible, they should be ordered from GMSPO on a "C.I.O." order with no special instruction code, but on an advise code (2).

Quantity/ Part Number Description Vehicle

09442928 Evaporative Emission Hose 1

10248651 Evaporative Emission Hose 1

10028454 Hose Clamp 1

01622744 Hose Clamp 3

SERVICE PROCEDURE - Figures Referenced Are Located On Page 3

1. Raise vehicle.

2. Referring to Figure 1, locate rubber hose (approximately 2-9/16" long - 65mm) connecting fuel tank evaporative emission pipe to chassis fore-aft evaporative emission pipe.

3. Remove both hose clamps and hose. Hose clamps and hose will not be reused.
4. Inspect pipes and bend if required to insure ends of pipes are in line with one another.
5. Install two (2) new clamps (P/N 01622744) and new hose (P/N 09442928) onto pipe ends. Insuring hose is positioned an equal distance over both ends. Position clamps onto hose and secure.
6. Lower vehicle.
7. Underhood, locate the evaporative emission hose connecting chassis fore/aft evaporative emission pipe to evaporative emission line shown in Figure 2.
8. Remove both hose clamps and hose. Hose clamps and hose will not be reused.
9. Install new large clamp (P/N 10028454) over nylon evaporative emission line, and install new small clamp (P/N 01622744) over chassis pipe.
10. Install larger end of new hose (P/N 10248651) over nylon evaporative emission line and install the opposite end approximately 1/2" over the fore/aft chassis pipe as illustrated in Figure 2.

Notice: If hose appears taut when assembled as indicated above, repositioning of chassis fore/aft pipe may be required to alleviate condition.

11. Position clamps onto hose and secure.
12. Install Campaign Identification Label.

CAMPAIGN IDENTIFICATION LABEL

Each vehicle corrected in accordance with the instructions outlined in this Product Campaign Bulletin will require a "Campaign Identification Label." Each label provides a space to include the campaign number and the five (5) digit dealer code of the dealer performing the campaign service. This information may be inserted with a typewriter or a ball point pen.

Each "Campaign Identification Label" is to be located on the radiator core support in an area which will be visible when the vehicle is brought in for periodic servicing by the owner. Additional "Campaign Identification Labels" can be obtained from DAC.

Apply "Campaign Identification Label" only on a clean, dry surface.

CLAIM INFORMATION

Submit a Product Campaign Claim with the information indicated below:

* FAILED PARTS CC-FC LABOR LAB OTH REPAIR PERFORMED PC
PART NO. ALLOW OP HRS HRS -----
--- Install New Hoses 6 10248651 ** SK-00 V8140 0.4 0.1

* Campaign Administrative Allowance.

** The "Parts Allowance" should be the sum total of the current GMSPO Dealer Net price plus 30% of all parts required for the repair.

Dealers will automatically receive the correct labor and material allowance based on the labor operation performed.

Refer to the Chevrolet Claims Processing Manual for details on Product Campaign Claim Submission.

Dear Chevrolet Corvette Owner:

This notice is sent to inform you that Chevrolet Motor Division is conducting an emission recall campaign that includes your vehicle.

REASON FOR THIS RECALL

General Motors has determined that certain 1988-89 Chevrolet Corvette model vehicles may experience a condition in which two (2) suspect evaporative emission hoses may deteriorate, crack and leak.

WHAT WE WILL DO

To return these vehicles to their "as certified" state, your dealer will replace the two (2) suspect evaporative emission hoses with improved evaporative emission hoses which will be secured with hose clamps. This service will be performed for you at no charge.

WHAT YOU SHOULD DO

Please contact your Chevrolet dealer as soon as possible to arrange a service date and to assure parts availability. Instructions for making this correction have been sent to your dealer. Please ask your dealer if you wish to know how much time will be needed to schedule, process and repair your vehicle.

The enclosed owner reply card identifies your vehicle. Presentation of this card to your dealer will assist in making the necessary correction in the shortest possible time. If you have sold or traded your vehicle, please let us know by completing the postage paid reply card and returning it to us. Should your dealer not schedule a service date within a reasonable time, you should contact the Chevrolet Customer Assistance Center by calling 1-800-222-1020.

If your dealer and the Customer Assistance Center are unable to remedy this condition within a reasonable time, you may wish to advise the Environmental

Protection Agency at the following address: Director, Manufacture's Operations Division (EN-340F), United States Environmental Protection Agency, 401 M Street. S.W., Washington, D.C. 20460.

To ensure your full protection under the emission warranty made applicable to your vehicle by State or Federal Law, and your right to participate in future recalls, it is recommended that you have your vehicle serviced as soon as possible. Failure to do so could legally be determined to be lack of proper maintenance of your vehicle. Also, your vehicle may fail a state or local emission inspection if this recall is not accomplished.

IMPORTANT MESSAGE FOR CALIFORNIA RESIDENTS

The California Air Resources Board (CARB) requires vehicle emission recall campaigns be completed prior to California registration renewal. Uncorrected emission recall campaigns will result in your not being able to renew your California vehicle registration.

At the time of emission campaign completion, your California dealer will issue a "Campaign Certificate Of Completion". Keep this certificate and, if required, present it to the Department of Motor Vehicles when renewing your California registration as proof of campaign completion.

We are sorry to cause you this inconvenience; however, we have taken this action in the interest of your continued satisfaction with our products.

Chevrolet Motor Division GENERAL MOTORS CORPORATION

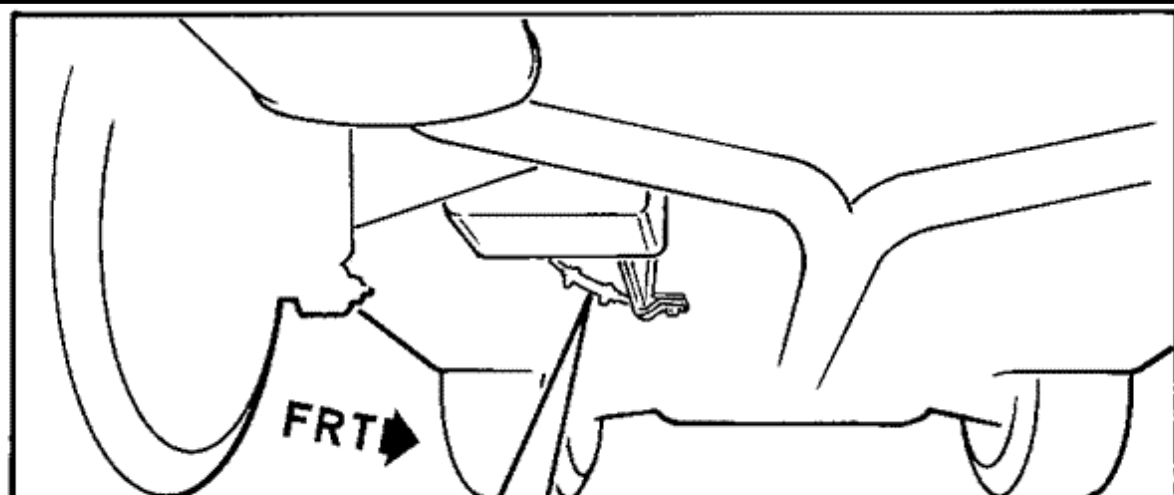


FIGURE 1

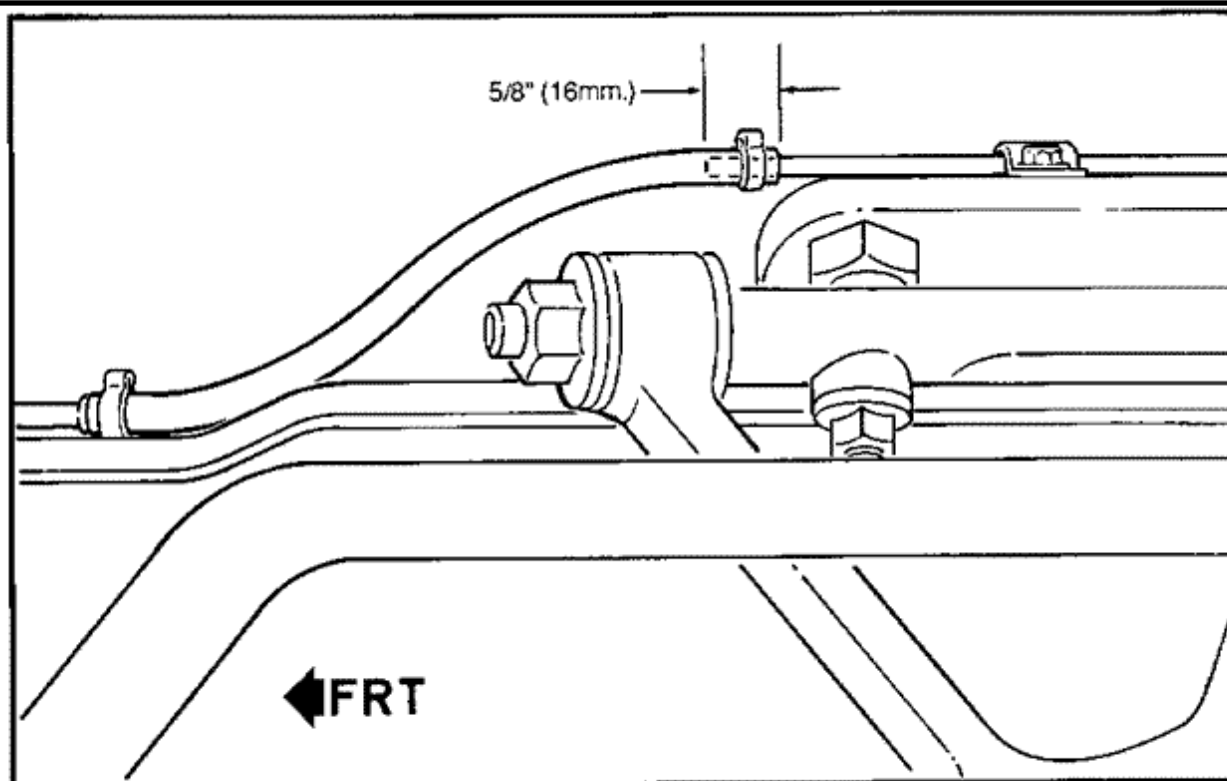
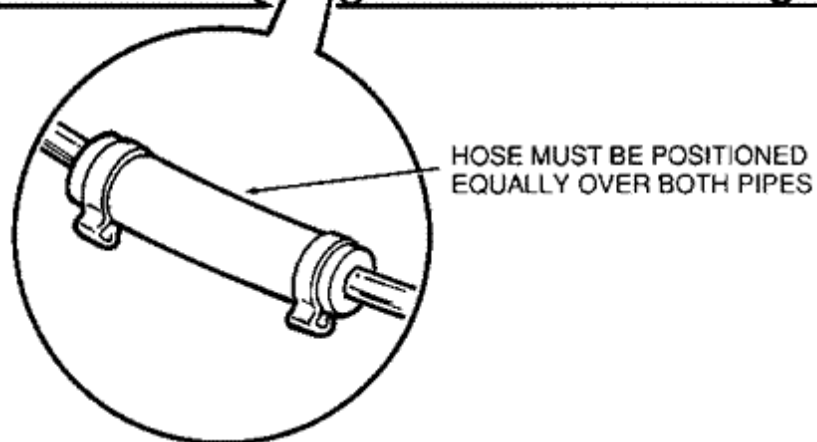


FIGURE 2

General Motors bulletins are intended for use by professional technicians, not a "do-it-yourselfer". They are written to inform those technicians of conditions that may occur on some vehicles, or to provide information that could assist in the proper service of a vehicle. Properly trained technicians have the equipment, tools, safety instructions and know-how to do a job properly and safely. If a condition is described, do not assume that the bulletin applies to your vehicle, or that your vehicle will have that condition. See a General Motors dealer servicing your brand of General Motors vehicle for information on whether your vehicle may benefit from the information.

© Copyright General Motors Corporation. All Rights Reserved

Online URL:

<https://www.corvetteactioncenter.com/tech/knowledgebase/article/1988-1989-corvette-recall-evaporative-emission-hoses-535.html>