

1956 - 1965 Corvette: O.E.M. Supplier Catalog: Replacement Decals

Below is a copy of a catalog of decals with part numbers that were used on Corvettes ranging from 1956 - 1965. The catalog is from O.E.M supplier - Prentice Products Corporation.



RECONDITIONING DECALS



Produced by

Prentice Products Corporation

BAER FIELD, FORT WAYNE, INDIANA • PHONE 747-3193



**CHEVROLET USED CAR RECONDITIONING ORDER FORM
FOR DIRECT PURCHASE FROM PRENTICE PRODUCTS CORPORATION
PRODUCTION DECALS FOR MODELS THROUGH YEARS 1956-1959**

WORKMASTER V8

Workmaster V-8 #3750786—\$.05 ea.

Blue Flame Six

Blue Flame Six #5757549—\$.05 ea.

Hi-Thrift 6

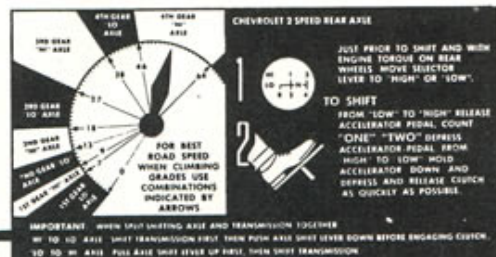
Hi-Thrift 6 #3764180—\$.05 ea.

THRIFTMASTER SPECIAL

Thriftmaster Special #3757552—\$.05 ea.

THRIFTMASTER ECONOMY OPTION

Thriftmaster Economy Option #3764643—\$.05 ea.



TWO SPEED REAR AXLE

- #3762639—\$.25 ea.
- Ratio 8.72-6.40 to 1 #3769017—\$.25 ea.
- Ratio 8.72-6.40 to 1 #3769018—\$.25 ea.
- Ratio 8.72-6.40 to 1 #3769019—\$.25 ea.
- Ratio 9.04-6.50 to 1 #3769020—\$.25 ea.
- Ratio 9.04-6.50 to 1 #3769021—\$.25 ea.
- Ratio 8.87-6.50 to 1 #3769022—\$.25 ea.
- Ratio 8.87-6.50 to 1 #3759023—\$.25 ea.
- Ratio 9.97-7.17 to 1 #3769024—\$.25 ea.
- Ratio 9.97-7.17 to 1 #3769025—\$.25 ea.
- Ratio 9.97-7.17 to 1 #3769026—\$.25 ea.
- Ratio 8.87-6.50 to 1 #3765497—\$.25 ea.
- Ratio 9.97-7.17 to 1 #3765468—\$.25 ea.
- Ratio 9.97-7.17 to 1 #3766753—\$.25 ea.

245
Horse Power Rating 245
#3751065—\$.05 ea.

250
Horse Power Rating 250
#3751066—\$.05 ea.

270
Horse Power Rating 270
#3754760—\$.05 ea.

275
Horse Power Rating 275
#3779066—\$.05 ea.

315
Horse Power Rating 315
#3779067—\$.05 ea.

Differential Lockout Instructions
#3769016—\$.10 ea.

CAUTION
WHEN EXTRA TRACTION IS NEEDED SWITCH TO 2H TO LOCK OUT INTER-AXLE DIFFERENTIAL. AFTER TRUCK IS MOVING SWITCH TO 4H. CONTINUOUS USE OF LOCK-OUT WILL CAUSE ABNORMAL TIRE WEAR. SWITCH TO 2H ONLY WHEN TRUCK IS STANDING STILL.



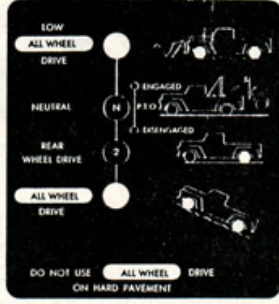
Engine Overspeed Warning
#3752870—\$.05 ea.



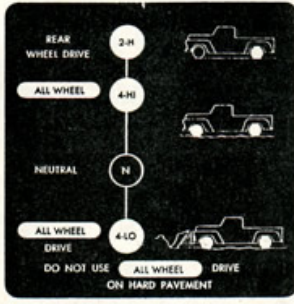
Retarding Brake Alarm
#3757495—\$.10 ea.

Minimum Order to total not less \$12.50, made up from any combination of above Parts. F.O.B. Fort Wayne, Indiana.


DIRECT ORDER TO:



Transfer Case Shift Diagram
#3757493—\$.15 ea.



Transfer Case Shift Diagram
#2395156—\$.15 ea.



Triple Torque Power Divider
#3757494—\$.15 ea.

CHEVROLET Powermatic TRANSMISSION

Maximum Recommended Speeds for Downshift

3-HI TO 3-5 50 M. P. H.
3-5 TO 3-4 30 M. P. H.
3-4 TO LO-2 . . . 15 M. P. H.

TRANSMISSION MUST NOT BE SHIFTED MANUALLY WHILE HYDRAULIC RETARDER IS IN OPERATION

Powermatic Transmission
#3757496—\$.15 ea.

SEE OTHER SIDE FOR ADDITIONAL DESIGNS

PRENTICE PRODUCTS CORPORATION
BAER FIELD • FORT WAYNE, INDIANA
Phone : (219) - 747-3195



The following designs were used for 1961 production models.



3778148 1 1/2" diameter "Air Pressure Warning" .10



3781533 Chrome-half moon Hydraulic Retarder .10

"BEFORE PARKING BRAKE IS USED, AUX. TRANS. MUST BE IN GEAR"

3788100 3 5/8" x 1 5/8" Parking Brake .10



3781535 Chrome-half moon Engine Overspeed Warning .10

The following designs were used on 1962 production models.

153
SUPER-THRIFT
90 HORSEPOWER

3792437 5" x 1" 153 Super Thrift .05

Important — Operate Air Conditioning 8 minutes each week during off season to keep system in good condition.

1. Turn A/C Temp control on cold.
2. Push air knob to full in position.
3. Heat knob to full out position.
4. Distribute door in half air position.
5. When hot air is coming from the heater outlet, cool air should be coming from A/C outlet. If not, have dealer check A/C system.

printed in U.S.A.
7/18/61 Part No. 3792437

3792645 1 1/2" x 2 1/2" Air Conditioning Inst. .05

ALUMINUM RADIATOR

IMPORTANT—PROPER MAINTENANCE REQUIRES THAT THIS COOLING SYSTEM BE PROTECTED AGAINST CORROSION AS DESCRIBED IN THE OWNER'S GUIDE. TO AVOID RADIATOR DAMAGE USE ONLY THOSE ANTI-FREEZE, ADDITIVES AND CLEANERS SPECIFICALLY RECOMMENDED FOR ALUMINUM RADIATORS BY THEIR MANUFACTURERS OR WHICH MEET THE REQUIREMENTS OF G. M. SPECIFICATIONS. SUITABLE PRODUCTS ARE AVAILABLE FROM YOUR GENERAL MOTORS DEALER. DO NOT USE INHIBITORS LABELED AS "ACID NEUTRALIZERS".

3793598 6 3/4" x 1 1/2" Harrison Radiator .25



3797681 Die Cut design Diff. Locked. .25



3813000 Hi-Torque 235 .05
10" x 1"



3813002 Hi-Torque 261 .05
10" x 1"

PRENTICE PRODUCTS CORPORATION
BAER FIELD • FORT WAYNE, INDIANA



3816290 3" x 1" 340 Horse Power .05



3816291 3" x 1" 360 Horse Power .05



3816292 3" x 1" 380 Horse Power .05



3816293 3" x 1" 409 Horse Power .05



3816298 3" x 1" 235 High Thrift .05



3816299 3" x 1" 102 Horse Power .05



3816438 5" x 1" 283 Turbo Fire .05

Important — Operate Air Conditioning 5 minutes each week during off season to keep system in good condition.
1. Move A/C Temp control to cold.
2. Pull nozzle outlet half way out.
3. Set fan at medium or high.
4. Heat knob down — Air knob up.
Air out of upper nozzles should be cold. If not cold have dealer check system and correct.
PRINTED IN U.S.A. 7-78 (4) Part No. 3817090

3817090 2 1/2" x 2" Air Conditioning Inst. .05

Important — Operate Air Conditioning 5 minutes each week during off season to keep system in good condition.
With heater operating turn Air Conditioning switch to low. If outlet air is cold the system is functioning properly. If not, switch off and have system checked.
PRINTED IN U.S.A. 7-78 (4) Part No. 3817091

3817091 2 1/2" x 2" Air Conditioning Inst. .05

The following designs were used for 1963 production models.



3829499 Chrome Spyder 150 HP .25



PART NUMBER SIZE DESCRIPTION PRICE

3829161 7 1/2" x 1 1/2" High Torque 230

.05



3829162 7 1/2" x 1 1/2" Hi-Torque 153

.05



3829163 7 1/2" x 1 1/2" Hi-Torque 292

.05



3830546 2 1/2" x 2" Air Conditioning Inst.

.05

OPERATE AIR CONDITIONING 5 MINUTES EACH WEEK DURING OFF SEASON TO KEEP SYSTEM IN GOOD CONDITION.
THIS IS AN AID TO REDUCING SEAL AND CONNECTION DETERIORATION.
G.M. PART NO. 3830546

3832637 5" x 1" Turbo Thrift 230

.05



3832638 5" x 1" Hi-Thrift 194

.05



3837809 3 7/8" x 2 1/2" 409 - Brushed gold

.25



4" x 2" AC Air Filter Inst.

.10

INSPECT FILTER ELEMENT EVERY 12,000 MILES REPLACE UNDER SEVERE DUST CONDITIONS.
SERVICE WITH AC TYPE A 86 C FOR MAXIMUM ENGINE PROTECTION.
ELEMENT MUST NOT BE WASHED, OILED, TAPPED, OR BLOWN WITH AIR.
A C SPARK PLUG MADE IN U.S.A. FLINT, MICH.

The following designs were used on 1964 production models.

3839915 1 1/2" diameter Low Vacuum Warning

.10



3832180 3" x 1" 327 Turbo Fire

.25



CHOKE	3843600	1" x 3/8"	Choke P/S	.05
LIGHTER	3843601	1" x 3/8"	Lighter P/S	.05
LIGHTS	3843602	1" x 3/8"	Lights	.05
WIPER	3843603	1" x 3/8"	Wiper	.05
IGNITION	3843604	1" x 3/8"	Ignition	.05

1500 - Operate Air Conditioning 5 minutes each week. During off season to keep system in good condition.

1. Pull Air knob out.
2. Pull Air Conditioning knob out.
3. Push the "Cold Inlet Port" knob in.
4. Turn Shut-Offs in case outlets open.
5. Turn fan to medium or high position.

For set of rules and center service should be used. If not cold, have dealer check system and control.

PRINTED IN U.S.A. 4-8-83 PART NO. 3841800

3847800 2-1/2"x2" A/C Inst. .10



3849736 3-1/4"x2-3/4" Axle Oil Level .25



3850408 4-3/4"x3-1/4" Powermatic .25



3850520 3"x1" 365 HP .05



3851716 5"x1-3/4" 230 Turbo Th. 155 HP .05



3851821 3-3/4"x1-3/4" 95 HP .05



3851822 3-3/4"x1-3/4" 110 HP .05



3852200 5"x1-3/4" 153 Super-90 HP .05



3852201 5"x1-3/4" 194 Hi-Thrift 120 HP .05



3852202 5"x1-3/4" 230 Turbo Th. 140 HP .05



3852203 5"x1-3/4" 230 Turbo Th. 125 HP .05



3852255 5"x1-1/2" 283 Turbo Fire 195 HP .05



3852256 5"x1-1/2" 283 Turbo Fire 220 HP .05



3852257 3"x1" 250 HP .05



3852258 3-7/8"x2-1/2" 409-340 HP .25



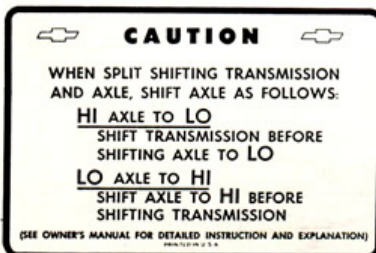
3852259 3-7/8"x2-1/2" 409-400 HP .25



3852260 3"x1" 425 HP .15



PRENTICE PRODUCTS CORPORATION
BAER FIELD • FORT WAYNE, INDIANA



3852918 6"x4" Caution .25



3853877 3"x1" 375 HP .05

The following designs used for 1965 production models.



3863148 3-1/4"x1" 350 HP .05



3864400 3-7/8"x2-1/2" 396-375 HP .25



3864401 3-7/8"x2-1/2" 396-450 HP .25



3864938 5-1/4"x1-5/8" 396 Turbo
Fire-325 HP .25



3864954 7-1/2"x1-1/2" High
Torque 301 .05



3867213 3-3/4" x 1-3/4" .05



3867214 5" x 2-1/2" Spyder 180 HP .25

3867239 5" x 2-5/8" Corsa 180 HP .25

PRENTICE PRODUCTS CORPORATION
BAER FIELD • FORT WAYNE, INDIANA

Online URL:

<https://www.corvetteactioncenter.com/tech/knowledgebase/article/1956-1965-corvette-o-e-m-supplier-catalog-replacement-decals-1040.html>